



SCHOLARSHIP KICKOFF


Presented by:

Clackamas Community College

Office of Financial Aid and Scholarships

SCHOLARSHIPS

There is a scholarship out there for everyone!

- Program/Major of Interest (e.g. art, computer, manufacturing, nursing)
 - Academic Merit (GPA)
 - Extracurricular Activities (e.g. athletics, music, journalism, ASG)
 - Financial Need
 - Personal Barriers (e.g. disability; language; ethnicity; first in family to go to college)
- 

5 TIPS ON WHERE TO SEARCH FOR SCHOLARSHIPS!

1. Search the internet or use an internet search engine like www.fastweb.com
2. Oregon Student Access Commission
www.getcollegefunds.org
3. Check the website for the college you plan on attending.

*For CCC scholarships go to:

www.clackamas.edu/scholarships



5 TIPS ON WHERE TO SEARCH FOR SCHOLARSHIPS!

4. Your high school career or counseling office
5. Look in your community. Churches, service organizations, Elks, Lions, Rotary, Beavercreek phone and cable, where you work, where your parents work



GENERAL CAUTION: BEWARE OF SCAMS

Watch out for fees and guarantees

- Never pay for a scholarship, not even an application fee!
 - “We’ll do the work for you!”
 - “You’re a finalist (in a contest you never entered)!”
- Legitimate companies never guarantee scholarships



MAKE A SCHOLARSHIP LIST

- Keep track of all the scholarships you are applying for and list them by their due dates.



APPLICATION TIPS!

- Meet all deadlines!
- Follow the instructions
- Make a copy of the scholarship application
- Type the application, essay, and any additional information
- Fill in all the Blanks



SCHOLARSHIP APPLICATIONS REQUIRE:

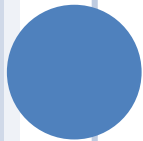
- General Application
- Essay
- Letters of Recommendation
- Transcripts





WRITING YOUR SCHOLARSHIP ESSAY

Telling the Story of You




TELLING THE STORY OF YOU



The answer is: you know
who you are...

...and you know how you
will improve the world.

SOME BASICS



- If there is a question, answer it.
- If there are page limitations, obey them. If not, assume 2 pages as your maximum.
- Write an essay, not a letter.
- Be positive! Show a belief in yourself, and show a certainty about your goals. If you aren't sure what your goals are, find a way to talk about the things you ARE sure of. "I know I want a career where I help people."



AN HOUR OF BRAINSTORMING SAVES TWO HOURS OF WRITING



- Don't rush into the structure of the essay. Take time to think about what your thesis is going to be.
- Free write, brainstorm, outline, walk around talking to yourself – whatever it takes to get that seed of an idea in your head. This saves work and stress.



INTRODUCTION - THESIS

The biggest and best tip we can give you:

Your thesis is that you are in the middle of your own story:

the past has made you who you are in the present, and from here you can see the future where you will accomplish some good and definite goals.


THAT IS THE STORY OF YOU!



BODY PARAGRAPHS

Body paragraphs: use the formula but make it yours. Think about the following:

- Educational plan and Career Goals:
- What is your major?
- Why did you choose this major?
- What will you do with it?
- What career path have you chosen?
- Why you have chosen this career?
- How do you intend to meet those goals?
- Did something or someone happen to influence your career decision?
- What inspires you to achieve your educational and career goals?
- How do you know you'll succeed?



CONCLUSION

- Be focused, return to something from your first paragraph or reiterate your goal.
- Be humble, you plan to work hard to get there but you believe in yourself.
- Be grateful, you realize it took time for someone to read your essay, and you appreciate it.




DO I HAVE TO WRITE IT THIS WAY?

No! These structures are intended to be useful guidelines, and can help you anticipate what your readers expect. But the essay is **YOURS**; it is the story of **YOU**; you are the final decider of what you want to say and how.



EDIT AND TIGHTEN IT UP



- Spell check.
- Is it redundant? Are you too brief?
- Go back and look at the outline.
- Does this paper represent YOU?
- Have a friend, teacher or tutor read it.



LETTERS OF RECOMMENDATION - OPTIONAL

- Many scholarships require letters recommendation.
- It is helpful if one of those letters is written by a professional in your field of study.
- Obtain more letters than you need.
- These letters need to be current, written within the last year.
- Letters should be signed.



LETTERS OF RECOMMENDATION

Each letter should discuss the following:

- Current academic status.
- Academic and extracurricular achievements.
- Potential for future success.
- Personal qualities, such as motivation, leadership, and commitment.



ACTIVITY CHART



An activity chart will help you answer questions about volunteer/work activities. Keep a chart of:

- School/Family/Community Activities
- Responsibilities
- Dates
- Honors/Awards/Office Held
- Paid Jobs

Get involved!



THE “ THANK YOU” LETTER

- Be sure to write a thank you letter to your scholarship donor.
- Having a good relationship with your donor can pay off in many ways.
- Write thank you notes to anyone who helped you with the scholarship process.



WHY SCHOLARSHIPS ARE A GOOD INVESTMENT OF YOUR TIME

Student invests 10 hours to apply for 10 scholarships and is awarded one for \$2,000.

-That student just earned \$200 an hour.

Work

At \$10.25 an hour, you would have to work about 196 hours to earn \$2,000.



TWO GREAT SCHOLARSHIP PROGRAMS

- Oregon Office of Student Access & Completion (OSAC) Scholarships
 - www.oregonstudentaid.gov
 - Opens November 1st
 - 450+ scholarships!
 - More than \$15 million available

- DEADLINES:
 - Early Bird 2/15
 - General deadline 3/1



TWO GREAT SCHOLARSHIP PROGRAMS

- CCC Foundation Scholarships
 - \$500,000+ in scholarships available each year
 - Application opens January 30th
 - Two deadline; April 12th and November 1st
 - www.clackamas.edu/scholarships



NEED APPLICATION HELP?

Visit the CCC FAFSA Lab

Located in Rook Hall room 103

Open Monday – Thursday

10 AM – 1 PM and 1:30 PM – 3 PM



NEED ESSAY HELP?

Visit the CCC Writing Center

Get help with writing your scholarship essays!

Located in Dye Learning Center

For more information visit their web site at:
depts.clackamas.edu/writingcenter





APPLY FOR SCHOLARSHIPS!

Send questions to scholarships@clackamas.edu