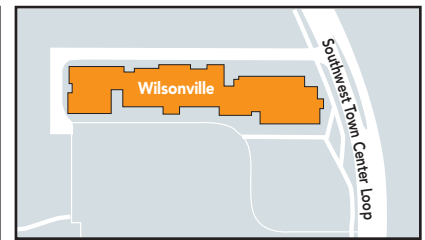
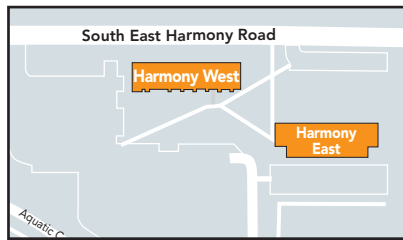
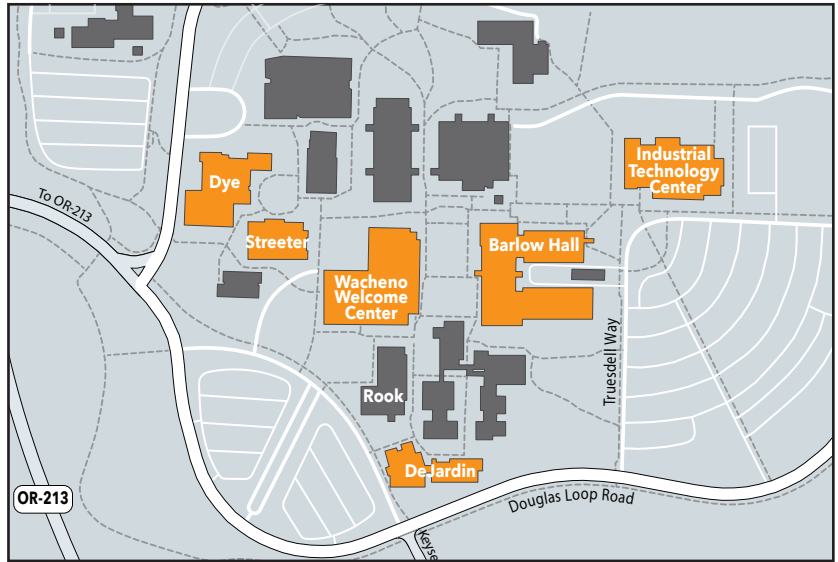


Where Can I Study?

There are seating areas all over campus where you can complete online course work between in-person classes.



PLACES TO STUDY

Oregon City:	
BARLOW: 2nd floor near vending machines between Business Office and B202G, 1st floor outside B108A-D	For all building hours go to: https://www.clackamas.edu/student-resources
DEJARDIN: 1st floor outside DJ122 and DJ123, 2nd floor outside DJ241, DJ236 and DJ235	
ITC: 1st floor foyer, 2nd floor outside I212	
DYE LEARNING CENTER: Three quiet reserveable study rooms (D109, D110 and D111), many study carrels and computer stations available for use.	For hours go to: https://libguides.clackamas.edu/home
Academic Computing Lab and Library: Available for general use and printing. (Headsets and webcams are available for check out in the computer lab.)	For more information including hours go to: www.clackamas.edu/tutoring
STREETER: Quiet Computer Lab, room 137. Four dedicated computers with web cameras, headsets, and loaded with Zoom.	For all building hours go to: https://www.clackamas.edu/student-resources
WACHENO: Outside Start Lab (WC151), outside WC130 and near the Welcome Desk, individual study rooms near Cougar Café on a first come first served basis.	
Harmony: Computer access in Harmony West 110, Harmony East lobby and HE 240. Small conference rooms are available for student use in Harmony West on a first come, first served basis.	
Wilsonville: 1st floor common area and the Student Resource Center, W152.	



For more resources and all building hours go to:
<https://www.clackamas.edu/student-resources>